

Zagreb County

The Zagreb County is located in the central part of north-western Croatia, and it has nine cities and 25 municipalities, and more than 300,000 inhabitants. This specific geographical county's position that surrounds the City of Zagreb from the west, south and east, forming the so-called "Zagreb Ring", and the proximity to the border with Slovenia, makes this area an important crossroads of European transport routes. The immediate vicinity of Zagreb forms a unique economic unit and makes everyday business easier for entrepreneurs. The county occupies the area through which passes all road, rail, air, energy, and infrastructure corridors in the direction to the west (Slovenia, Italy), east (Serbia, BiH), north (Austria, Hungary) and south (Adriatic Sea). The Franjo Tuđman Airport, the main and largest airport in the country, is located in the Zagreb County.

The county is an area of extremely rich heritage and natural beauty (a large number of protected natural areas, two nature parks: Medvednica and Žumberak-Samoborsko Gorje, and the unique special ornithological reserve Crna Mlaka). Forests and mountains are intertwined with numerous hiking, walking and cycling trails. There is also a renovated the St. Barbara Mine in the village of Rude with a mining-botanical educational trail, and the Grgos Cave (protected geomorphological natural monument) in the village of Otruševac. Numerous restaurants and well-equipped mountain lodges are offered to mountaineers, recreationists and nature lovers who want to refresh themselves.

The Zagreb County area includes valuable, preserved natural potentials such as groundwater, geothermal springs, mineral resources, forests, soil for ecological agriculture, etc. Additional benefits for investments are qualified labour force, developed crafts, accessibility of local administration, excellent living conditions, etc. The area, with the ongoing support of the county government, provides opportunities for investments in energy systems (biogas facilities, renewable energy, hydroelectric and solar power plants, wood industry, etc.), food industry (meat processing, and fruit and vegetable industry), agriculture (viticulture, vegetable growing, fruit growing, freshwater fishing), and tourism (medical and thermal).

The regional government makes it easier for entrepreneurs to do business in the Zagreb County with a series of incentive measures. The Zagreb County creates preconditions for attracting new investors with investments in communal infrastructure. In this regard, the most important larger project is the Regional Water Supply System of Zagreb County - Zagreb East worth 173 million Euro, which is mostly financed from EU funds.

The Zagreb County has significant capital investments (in education, a wood-technological business incubator in Ivanić-Grad worth 1.1 million Euro, of which 99.7 percent of the funds were received non-refundable from the European Fund for Regional Development), which opens up new jobs and as the ways of helping entrepreneurs. In addition, some of the significant projects in the county are the Deanovec Data Center worth 120 million euros, the Zelina Aqua Park worth 10 million euros and the production and research the Rimac Campus, an investment worth more than 200 million euros.

[Source: Zagreb County Entrepreneurship Center Ltd., July 2022]

Main Indicators

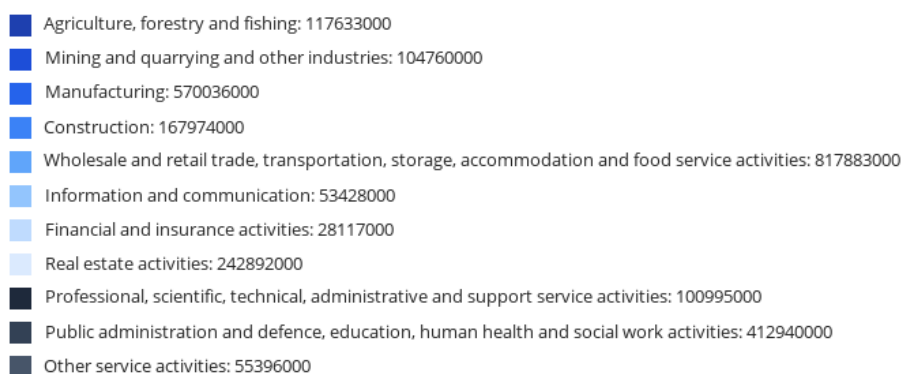
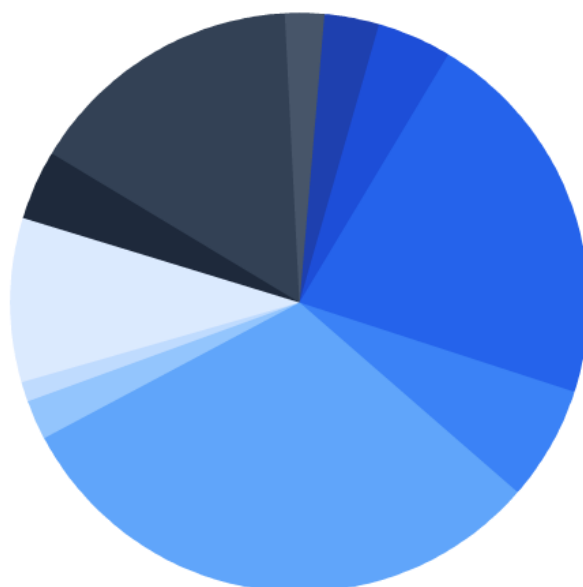
GDP EUR	3.195.433.000
Population	299.985

Men	145.228
Women	154.757
Age 0-14	44.605
Age 15+	255.380
GDP Per Capita EUR	10.317,00
Area Size km ²	3.060

Source: Central Bureau of Statistics: GDP (2020), Population (2021), Area size (2021)

Gross Value Added by Activities

EUR



Source: Central Bureau of Statistics, data for 2020

Infrastructure

Motorways km	134
Broadband Connections number and density	63.036 / 63%

Number of issued building permits 792

Source: Central Bureau of Statistics: Motorways (2021), Building permits (2022), Croatian Regulatory Agency for Network Industries: Broadband Connections (2022)

Investments

	Amount
Foreign Direct Investments million EUR	2.662

Source: Croatian National Bank, 1993 - 2022

Foreign Direct Investment by Activity

mil. EUR

Activity	Amount
Financial service activities, except for insurance and pension funds	573,50
Retail trade, except trade in motor vehicles and motorcycles	531,40
Manufacture of motor vehicles, trailers and semi-trailers	289,80
Real estate activities	188,10
Manufacture of basic pharmaceutical products and pharmaceutical preparations	156,90
Other	922,70

Source: Croatian National Bank, 1993 - 2022

Foreign Direct Investment by Country

mil. EUR

Country	Amount
Germany	850,70
United States	299,80
Netherlands	274,30
France	244,50
Austria	164,30
Other	828,90

Source: Croatian National Bank, 1993 - 2022

Gross Investment in new Fixed Assets, by Location of Investment Constructions and Types of Assets

Asset type	Amount (EUR, 000)
Buildings, spaces and structures	385.077
Machinery and equipment with fittings	187.403
Transport equipment	42.797
Cultivated biological resources	4.049
Intellectual property products	15.462
Total	648.723

Source: Central Bureau of Statistics, data for 2022

Biggest Investors

Company	Activity	Website
Hrvatska kontrola zračne plovidbe d.o.o.	TRANSPORT AND STORAGE	http://www.crocontrol.hr
Rimac Technology d.o.o.	MANUFACTURING	http://www.rimac-technology.com
LIDL HRVATSKA d.o.o. k.d.	WHOLESALE AND RETAIL TRADE; REPAIR OF MOTOR VEHICLES AND MOTORCYCLES	http://www.lidl.hr
Hospira Zagreb d.o.o.	MANUFACTURING	http://www.pfizer.com
VODOOPSKRBA I ODVODNJA ZAPREŠIĆ d.o.o.	WATER SUPPLY; WASTEWATER REMOVAL, MR. WASTE AND ENVIRONMENTAL SANITATION	http://www.vio-zapresic.hr
FERO-TERM d.o.o.	WHOLESALE AND RETAIL TRADE; REPAIR OF MOTOR VEHICLES AND MOTORCYCLES	http://www.fero-term.hr
VG Vodoopskrba d.o.o.	WATER SUPPLY; WASTEWATER REMOVAL, MR. WASTE AND ENVIRONMENTAL SANITATION	http://www.vgvodoopskrba.hr
TRADE AIR d.o.o.	TRANSPORT AND STORAGE	http://www.trade-air.com
LAGERMAX ZAGREB d.o.o.	REAL ESTATE BUSINESS	http://www.lagermax.hr

Company	Activity	Website
FACC Solutions Croatia d.o.o.	MANUFACTURING	http://www.facc.com

Source: Financial Agency, data for 2022

Maximum Investment Incentives' Intensity according to the Investment Promotion Act

Large enterprises	Medium enterprises	Small and micro-enterprises
-------------------	--------------------	-----------------------------

50%

60%

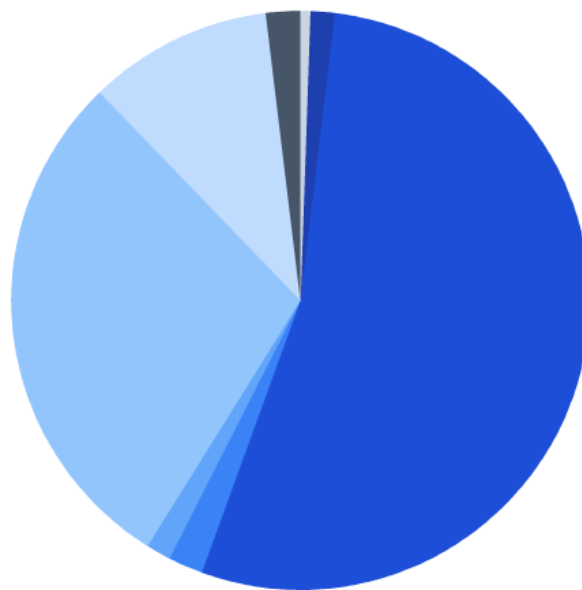
70%

Source: 2022-2027 Regional Aid Map for Croatia

International Trade

Export by Activity

000 EUR

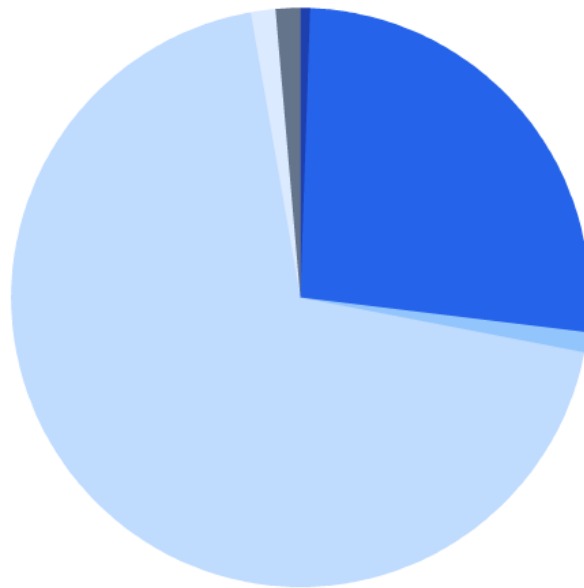


- Agriculture, forestry and fishing: 25365
- Manufacturing: 740058
- Electricity, gas, steam and air conditioning supply: 255
- Water supply, sewerage, waste management and remediation activities: 26745
- Construction: 16466
- Wholesale and retail trade, repair of motor vehicles and motorcycles: 397980
- Transportation and storage: 141535
- Accommodation and food service activities: 1388
- Information and communication: 2571
- Real estate activities: 1194
- Professional, scientific and technical activities: 24786
- Administrative and support service activities: 1640
- Arts, entertainment and recreation: 108
- Other service activities: 7088
- Not classified: 30

Source: Central Bureau of Statistics, data for 2022

Import by Activity

000 EUR

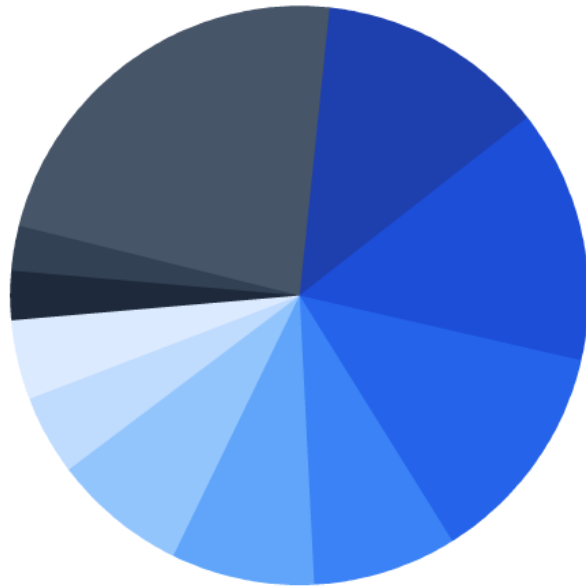


- Agriculture, forestry and fishing: 19332
- Mining and quarrying: 1743
- Manufacturing: 916517
- Electricity, gas, steam and air conditioning supply: 2035
- Water supply, sewerage, waste management and remediation activities: 5042
- Construction: 32411
- Wholesale and retail trade, repair of motor vehicles and motorcycles: 2413988
- Transportation and storage: 40813
- Accommodation and food service activities: 1943
- Information and communication: 3761
- Real estate activities: 2552
- Professional, scientific and technical activities: 40753
- Administrative and support service activities: 8528
- Education: 2
- Human health and social work activities: 88
- Arts, entertainment and recreation: 96
- Other service activities: 7349
- Not classified: 6

Source: Central Bureau of Statistics, data for 2022

Export by Country

000 EUR

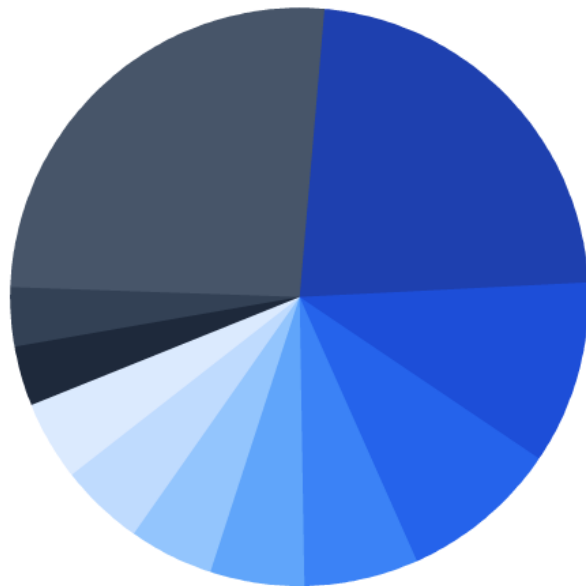


- Germany: 197820
- Slovenia: 194202
- Italy: 170859
- Serbia: 109894
- Austria: 109273
- Bosnia & Herzegovina: 102227
- France: 59713
- Hungary: 58551
- Romania: 37654
- Poland: 32139
- Other: 314880

Source: Central Bureau of Statistics, data for 2022

Import by Country

000 EUR



- Germany: 841034
- Italy: 359079
- Slovenia: 306363
- Austria: 222575
- Poland: 177891
- Hungary: 158305
- Netherlands: 157130
- Czechia: 153408
- Spain: 114896
- China: 112263
- Other: 894013

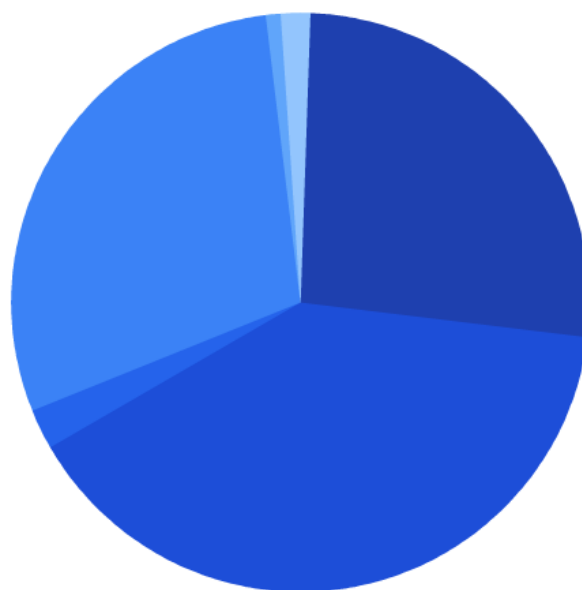
Source: Central Bureau of Statistics, data for 2022

Education

Education level	Number of pupils
Kindergartens and Other Legal Entities Implementing Preschool Education Programmes	12.225
Basic Schools, Beginning of School Year	24.815
Upper Secondary Schools, Beginning of School Year	6.344
Students Enrolled on Professional and University Study, According to Place of Permanent Residence	7.655

Source: Central Bureau of Statistics, data for 2022/23

Number of High School Students Who Have Completed Their Education



- Grammar schools: 423
- Technical and related schools: 624
- Secondary art schools: 32
- Industrial and crafts schools: 458
- Special secondary schools: 11
- Secondary schools for adults: 23

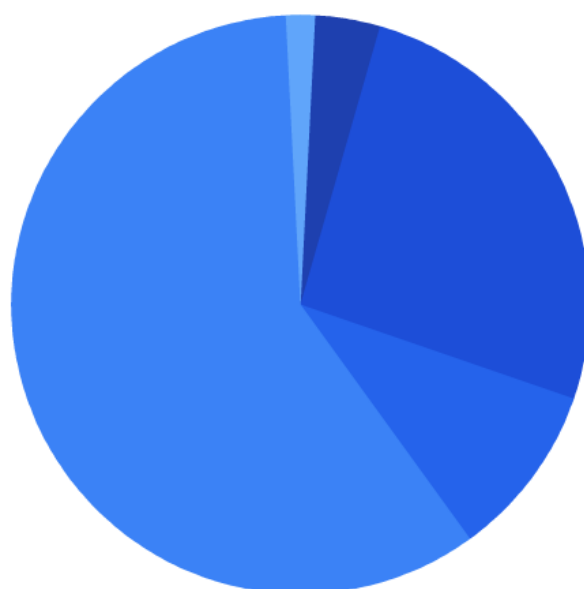
Source: Central Bureau of Statistics, data for 2020/21

Number of Students and Institutions by Educational Sectors

Educational Sector	Number of Institutions	Number of Students
Economics, trade and business administration	7	1.222
Electrical engineering and computing	7	1.126
Mechanical engineering, shipbuilding and metallurgy	9	834
Tourism and catering	5	547
Personal, security and other services	7	381
Transport and logistics	3	185
Geology, mining, petroleum and chemical technology	1	62
Agriculture, food and veterinary	3	50
Forestry, wood processing and wood processing	1	16

Source: Ministry of Science and Education, data for 2021/22

Students Who Graduated From University Study or Completed Professional Studys



- Schools of professional higher education: 96
- Polytechnics: 581
- Faculties - Professional Study: 219
- Faculties - University study: 1337
- Art academies: 37

Source: Central Bureau of Statistics, data for 2021

Institutions of Higher Education and Graduated Students

Name	Students who graduated from or completed university or professional study
Polytechnic in Velika Gorica	324
College Ivanić-Grad, Ivanić Grad	21
University of Applied Sciences Baltazar, Zaprešić	465

Source: Central Bureau of Statistics, data for 2021

Business Indicators of Enterprises

Activity	Number of Business Entities	Number of Persons Employed	Average Monthly Gross Earnings per Person in Paid Employment (EUR)
Agriculture, forestry and fishing	364	853	1.100
Mining and quarrying	22	930	1.699
Manufacturing	2.404	18.995	1.342

Activity	Number of Business Entities	Number of Persons Employed	Average Monthly Gross Earnings per Person in Paid Employment (EUR)
Electricity, gas, steam and air conditioning supply	76	537	1.667
Water supply, sewerage, waste management and remediation activities	81	1.787	1.242
Construction	2.549	7.483	1.076
Wholesale and retail trade, repair of motor vehicles and motorcycles	4.221	15.612	1.350
Transportation and storage	904	9.142	1.341
Accommodation and food service activities	1.377	1.881	985
Information and communication	748	932	2.101
Financial and insurance activities	96	922	1.921
Real estate activities	297	481	1.324
Professional, scientific and technical activities	1.882	2.144	1.634
Administrative and support service activities	576	1.601	1.025
Public administration and defence, compulsory social security	305	5.064	1.630
Education	240	6.915	1.372
Human health and social work activities	292	3.209	1.473
Arts, entertainment and recreation	1.362	622	1.304
Other service activities	2.935	598	1.090

Source: Central Bureau of Statistics, data for 2022

Unemployed

	Rate
Unemployment Rate	4,90%

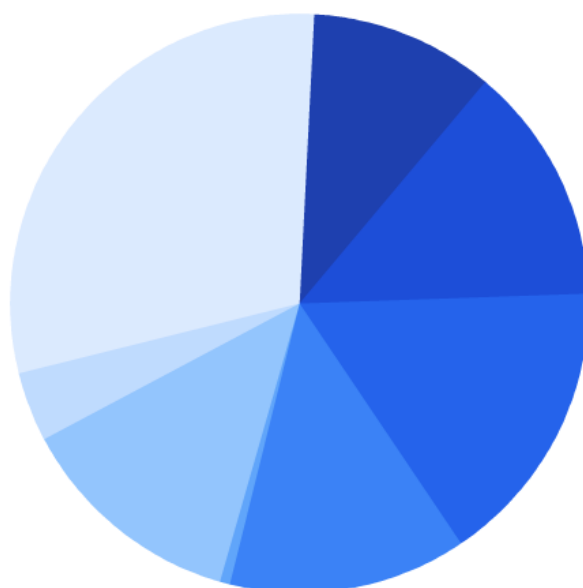
Source: Central Bureau of Statistics, data for 2022

Unemployed by Activity

Activity	Number
Agriculture, forestry and fishing	97
Mining and quarrying	14
Manufacturing	782
Electricity, gas, steam and air conditioning supply	9
Water supply, sewerage, waste management and remediation activities	66
Construction	392
Wholesale and retail trade, repair of motor vehicles and motorcycles	699
Transportation and storage	171
Accommodation and food service activities	326
Information and communication	95
Financial and insurance activities	64
Real estate activities	28
Professional, scientific and technical activities	172
Administrative and support service activities	295
Public administration and defence, compulsory social security	120
Education	240
Human health and social work activities	173
Arts, entertainment and recreation	56
Other service activities	284
Not classified	894
Total	4.977

Source: Croatian Employment Service, data for 2023

Registered unemployed by occupation



- Scientists, engineers and experts: 549
- Technicians and professional associates: 658
- Administrative officers: 794
- Service and trade occupations: 658
- Farmers, foresters, fishermen, hunters: 27
- Occupations in crafts and individual production: 634
- Plant and machinery operators, industrial manufacturers and product assemblers: 186
- Simple occupations: 1471

Source: Croatian Employment Service, data for 2023

Support Institutions Contacts

Name	Contact	Website
Zagreb County Entrepreneurship Center Ltd.	info@pczz.hr	https://www.pczz.hr/