

Brod - Posavina County

Brod-Posavina County is a traditional center of industry and entrepreneurship in a strong momentum towards green, innovative, digital economy and satisfied society.

The County is placed in the southern part of the Slavonia region, in the area between Psunj, Požega and Dilj mountain, with river Sava as a natural border with Bosnia and Herzegovina (163 km). It covers an area of 2,030 km², which is 3.59% of the total territory of the Republic of Croatia (56,542 km²) and is 14th largest county. It is one of the narrowest and longest counties bordering Vukovar-Srijem County in the east, Osijek-Baranja County in the north, Požega-Slavonia County in the north, and Sisak-Moslavina County in the west. The county is an area with a moderate continental climate. Water, forests and fertile soil, navigable river and European road corridors are natural conditions that enable the development of economy, transport, trade and culture.

The County has 2 cities and 26 municipalities. The center of the County is the City of Slavonski Brod where live more than a third of all County residents and where is concentrated most of the social and economic life. The second town in the Brod-Posavina County is City of Nova Gradiška, which is the center of the western part of the county.

The main competitive advantage of Brod-Posavina County is its extraordinary geostrategic position. County is located at the intersection of two European transport corridors:

1) Pan-European corridor X which connects Western Europe with South-Eastern Europe and the Middle East and

2) Pan-European corridor Vc which connects northern and eastern Europe with the Adriatic Sea. Railway, road and waterways, telecommunication, network and an oil pipeline pass through the county. The four main cities (Zagreb, Budapest, Belgrade and Sarajevo) are located within a radius of 350 km from Slavonski Brod, center city of the County.

Osijek Airport is 90 km away from Slavonski Brod.

The Sava River, which also represents a natural border with Bosnia and Herzegovina, enables river traffic with Central and Southern Europe as the most cost-effective way of transporting. The port of Slavonski Brod is connected by road and rail infrastructure to international infrastructure corridors.

According to the 2021 Population Census the current population of County is 130.782 which is 3.4% of the total population of Croatia. Population density according to Croatian Bureau of Statistics estimates 64.4 inhabitants/km².

Cost competitiveness, in terms of initial investment costs, utility prices and salaries, provides significant advantage that qualifies Croatia and the Brod-Posavina County as an ideal destination for expanding business activities, increasing the market share and improving profitability.

According to Financial agency, there are 2,228 active companies in Brod-Posavina County in 2021 with 19,409 employees.

The most represented business activities in the County are: manufacturing industry, trade, construction and agriculture, forestry and fishing. The most important economic activity is manufacturing industry where dominate metal processing companies, wood processing and furniture production, chemical and food products production. The manufacturing industry also has the largest share in export incoms. Entrepreneurs from the Brod-Posavina County mostly export to Germany, Italy, Austria, Bosnia and Herzegovina and Belgium.

Brod-Posavina County achieves GDP per inhabitant in the amount of 8,211 euro.

The strengths of Brodsko-Posavina's economy reflect in extraordinary geostrategic position, availability of business infrastructure, the existence of Entrepreneurial Support Institutions and their good geographical distribution, existence of two development agencies, relatively low start-up costs, existing resources suitable for the development of tourism (8 protected areas in the County and a large part of the territory covered by the NATURA 2000 project) and availability of raw materials for the bioeconomy development.

Significant development potential is represented by a long-standing tradition and professional workforce in certain industries (metalworking industry) as well as a favorable traffic location (railway, highway, the river Sava).

Key development factors at the County's disposal are education and science. An important development potential are Competence centers and The University of Slavonski Brod, especially their educational programs aimed for cooperation with economic sector. There are also previous investments in education in the metal, wood and agricultural sectors.

The business support infrastructure in Brod-Posavina County includes 38 business zones with different sizes and equipment and 5 Entrepreneurial Support Institutions.

[Source: THE CENTER FOR DEVELOPMENT OF BROD-POSAVINA COUNTY, July 2022]

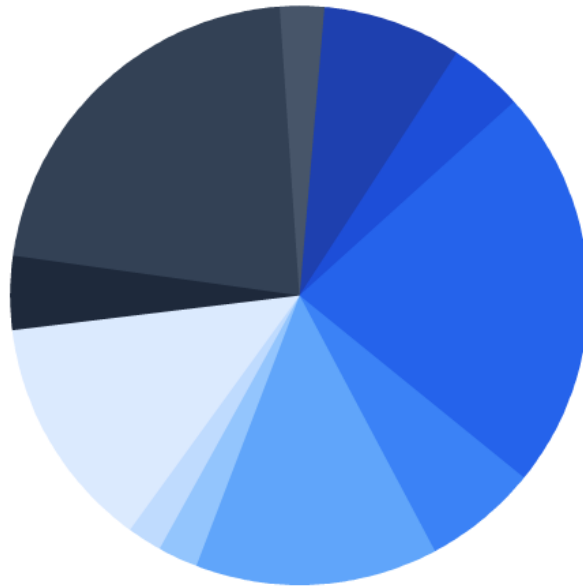
Main Indicators

GDP EUR	1.060.713.000
Population	130.267
Men	63.451
Women	66.816
Age 0-14	18.574
Age 15+	111.693
GDP Per Capita EUR	7.828,00
Area Size km ²	2.030

Source: Central Bureau of Statistics: GDP (2020), Population (2021), Area size (2021)

Gross Value Added by Activities

EUR



- Agriculture, forestry and fishing: 80140000
- Mining and quarrying and other industries: 35705000
- Manufacturing: 198114000
- Construction: 54651000
- Wholesale and retail trade, transportation, storage, accommodation and food service activities: 120574000
- Information and communication: 19027000
- Financial and insurance activities: 16734000
- Real estate activities: 115017000
- Professional, scientific, technical, administrative and support service activities: 34807000
- Public administration and defence, education, human health and social work activities: 191559000
- Other service activities: 20652000

Source: Central Bureau of Statistics, data for 2020

Infrastructure

Motorways km	129
Broadband Connections number and density	28.071 / 60%
Number of issued building permits	250

Source: Central Bureau of Statistics: Motorways (2021), Building permits (2022), Croatian Regulatory Agency for Network Industries: Broadband Connections (2022)

Investments

	Amount
Foreign Direct Investments million EUR	174

Source: Croatian National Bank, 1993 - 2022

Foreign Direct Investment by Activity

mil. EUR

Activity	Amount
Manufacture of finished metal products, except machinery and equipment	74,10
Manufacture of food products	49,90
Information service activities	10,40
Beverage production	7,80
Crop and livestock production, hunting and related service activities	5,70
Other	25,80

Source: Croatian National Bank, 1993 - 2022

Foreign Direct Investment by Country

mil. EUR

Country	Amount
Belgium	63,10
Austria	54,60
Germany	38,90
British Virgin Islands	16,20
Italy	11,50
Other	-10,53

Source: Croatian National Bank, 1993 - 2022

Gross Investment in new Fixed Assets, by Location of Investment Constructions and Types of Assets

Asset type	Amount (EUR, 000)
Buildings, spaces and structures	97.804
Machinery and equipment with fittings	29.667
Transport equipment	5.165
Cultivated biological resources	2.256
Intellectual property products	906
Total	137.008

Source: Central Bureau of Statistics, data for 2021

Biggest Investors

Company	Activity	Website
ĐURO ĐAKOVIĆ MONTAŽA d.o.o.	MANUFACTURING	http://www.ddmontaza.hr
EMPWR d.o.o.	MANUFACTURING	http://www.empwrnutrition.com
CHROMOS-SVJETLOST d.o.o.	MANUFACTURING	http://www.chromos-svjetlost.hr
FI.-MA. d.o.o.	MANUFACTURING	http://ww.fi-ma.hr
TANG d.o.o.	MANUFACTURING	http://www.tang.hr
AUTODOM-VIDAKOVIĆ d.o.o.	WHOLESALE AND RETAIL TRADE; REPAIR OF MOTOR VEHICLES AND MOTORCYCLES	http://www.vidakovic.hr
ODLAGALIŠTE d.o.o.	WATER SUPPLY; WASTEWATER REMOVAL, MR. WASTE AND ENVIRONMENTAL SANITATION	http://www.odlagaliste.hr
ĐURO ĐAKOVIĆ SPECIJALNA VOZILA d.d.	MANUFACTURING	http://www.ddsv.hr
PLAMA-ORIOLIK d.o.o.	MANUFACTURING	
VODOVOD d.o.o.	WATER SUPPLY; WASTEWATER REMOVAL, MR. WASTE AND ENVIRONMENTAL SANITATION	http://www.vodovod-sb.hr

Source: Financial Agency, data for 2022

Maximum Investment Incentives' Intensity according to the Investment Promotion Act

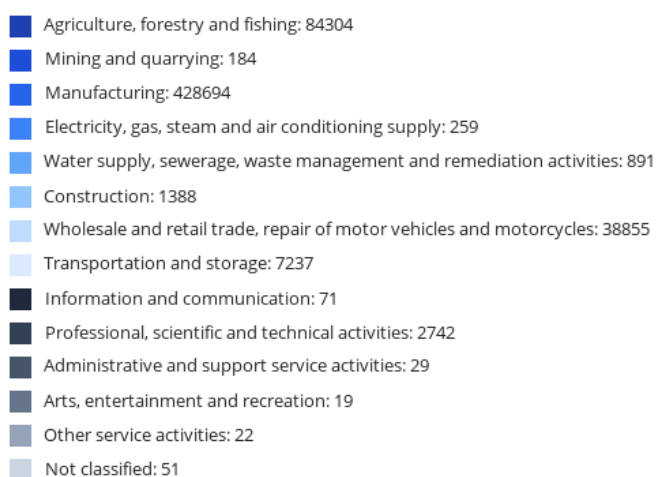
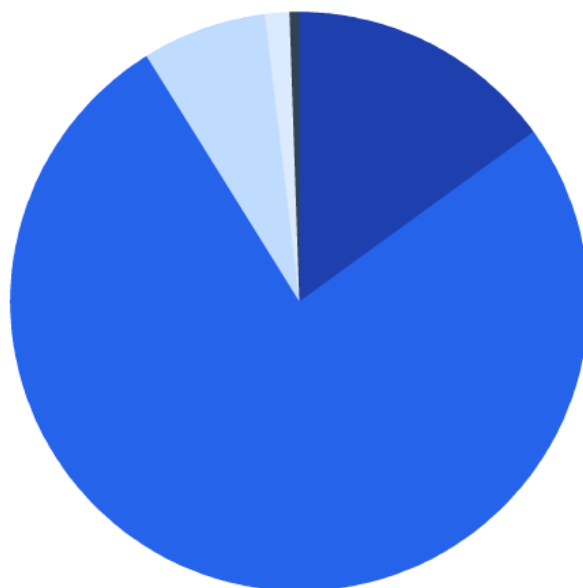
Large enterprises	Medium enterprises	Small and micro-enterprises
50%	60%	70%

Source: 2022-2027 Regional Aid Map for Croatia

International Trade

Export by Activity

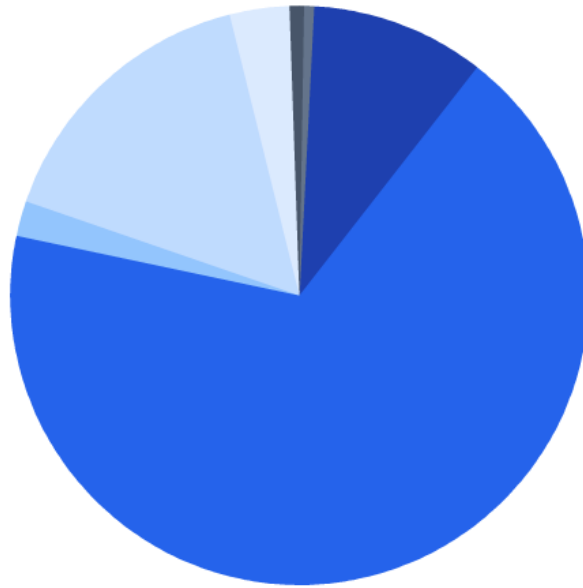
000 EUR



Source: Central Bureau of Statistics, data for 2022

Import by Activity

000 EUR

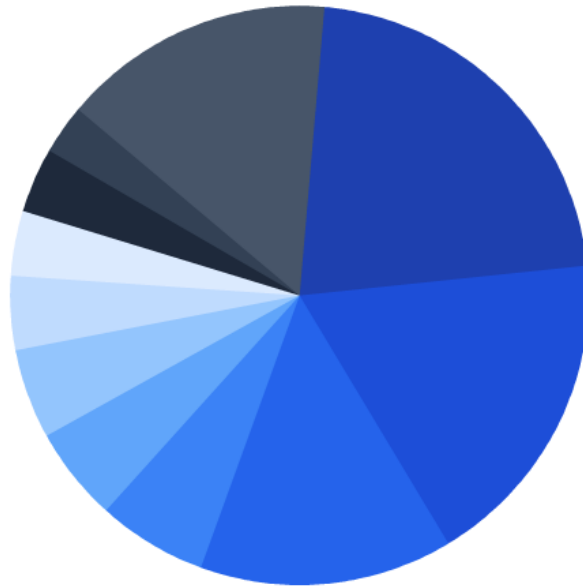


- Agriculture, forestry and fishing: 43326
- Mining and quarrying: 264
- Manufacturing: 277281
- Electricity, gas, steam and air conditioning supply: 21
- Water supply, sewerage, waste management and remediation activities: 70
- Construction: 7004
- Wholesale and retail trade, repair of motor vehicles and motorcycles: 64471
- Transportation and storage: 12573
- Accommodation and food service activities: 159
- Information and communication: 432
- Professional, scientific and technical activities: 2746
- Administrative and support service activities: 1678
- Arts, entertainment and recreation: 436
- Other service activities: 1
- Not classified: 252

Source: Central Bureau of Statistics, data for 2022

Export by Country

000 EUR

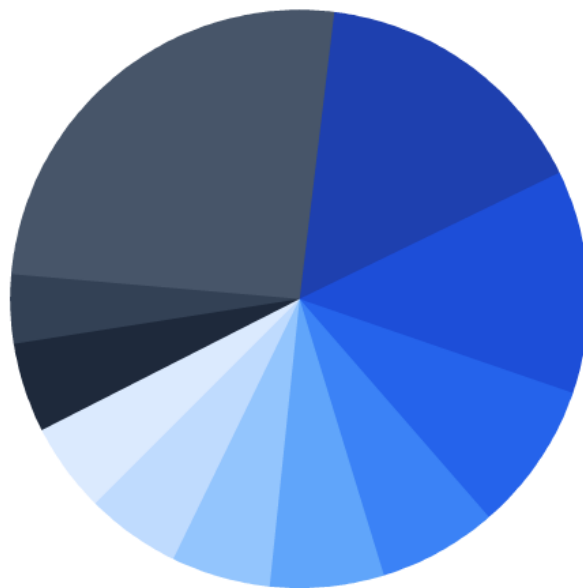


- Germany: 131120
- Italy: 101012
- Belgium: 79914
- France: 34250
- Bosnia & Herzegovina: 28597
- Serbia: 28003
- Austria: 23397
- Hungary: 19842
- Slovenia: 19069
- Romania: 14662
- Other: 84877

Source: Central Bureau of Statistics, data for 2022

Import by Country

000 EUR



- Germany: 71966
- Italy: 51097
- Denmark: 33167
- Hungary: 26599
- Serbia: 25512
- Belgium: 22590
- Slovenia: 20882
- Bosnia & Herzegovina: 19608
- China: 19552
- Romania: 15904
- Other: 103836

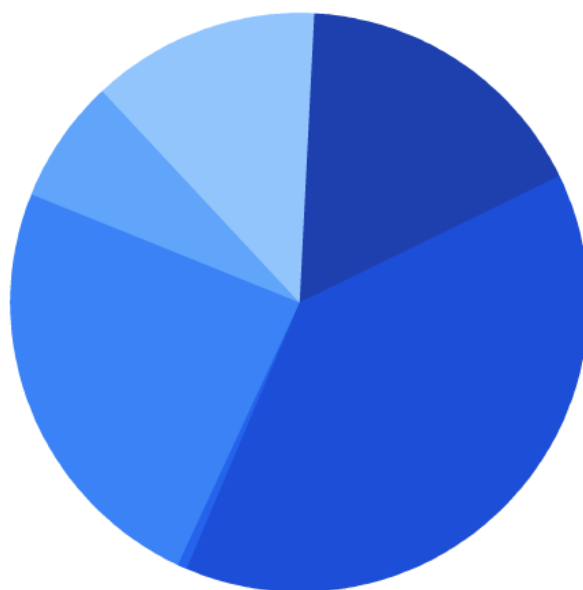
Source: Central Bureau of Statistics, data for 2022

Education

Education level	Number of pupils
Kindergartens and Other Legal Entities Implementing Preschool Education Programmes	3.533
Basic Schools, Beginning of School Year	10.267
Upper Secondary Schools, Beginning of School Year	4.635
Students Enrolled on Professional and University Study, According to Place of Permanent Residence	3.236

Source: Central Bureau of Statistics, data for 2022/2023

Number of High School Students Who Have Completed Their Education



- Grammar schools: 256
- Technical and related schools: 558
- Secondary art schools: 6
- Industrial and crafts schools: 349
- Secondary schools for adults: 101
- Secondary schools for adults: 185

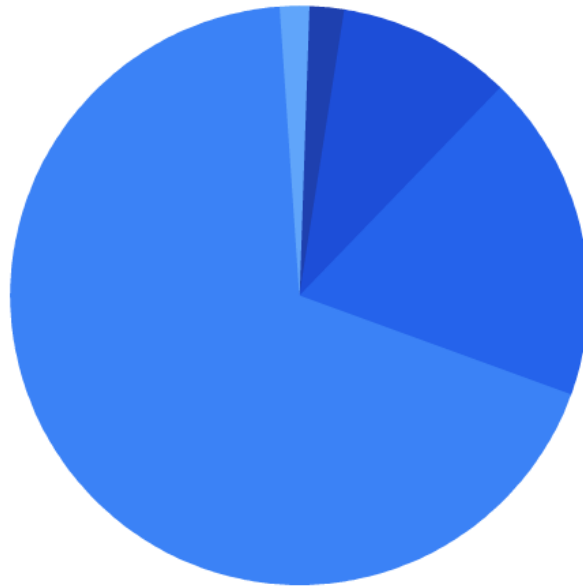
Source: Central Bureau of Statistics, data for 2020/2021

Number of Students and Institutions by Educational Sectors

Educational Sector	Number of Institutions	Number of Students
Mechanical engineering, shipbuilding and metallurgy	4	693
Electrical engineering and computing	3	524
Economics, trade and business administration	3	452
Health and social work	1	387
Agriculture, food and veterinary	2	364
Tourism and catering	3	351
Construction and geodesy	3	230
Personal, security and other services	2	171
Transport and logistics	2	140
Textiles and leather	2	128
Forestry, wood processing and treatment	3	98

Source: Ministry of Science and Education, data for 2022/2023

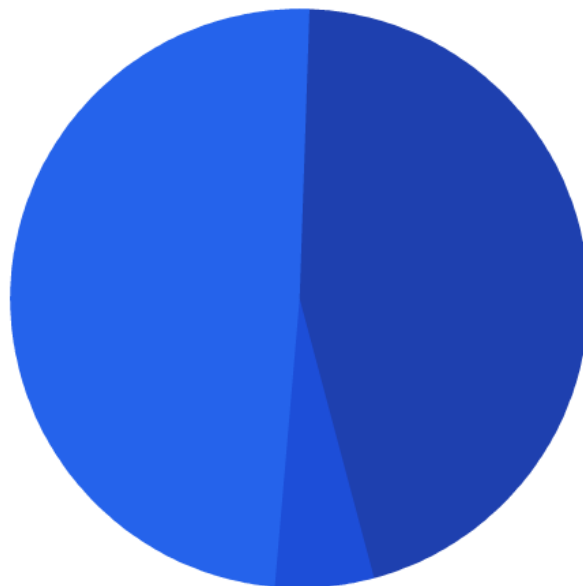
Students Who Graduated From University Study or Completed Professional Studys



- Schools of professional higher education: 28
- Polytechnics: 109
- Faculties - Professional Study: 209
- Faculties - University study: 781
- Art academies: 18

Source: Central Bureau of Statistics, data for 2021

Students Enrolled at Institutions of Higher Education, by Scientific and Artistic Fields of Study



- Engineering: 981
- Biotechnical sciences: 113
- Social sciences: 1047

Source: Central Bureau of Statistics, data for 2021/2022

Institutions of Higher Education and Graduated Students

Name	Students who graduated from or completed university or professional study
------	---

Polytechnic in Slavonski Brod 523

Source: Central Bureau of Statistics, data for 2021

Business Indicators of Enterprises

Activity	Number of Business Entities	Number of Persons Employed	Average Monthly Gross Earnings per Person in Paid Employment (EUR)
Agriculture, forestry and fishing	198	592	1.213
Mining and quarrying	10	64	1.041
Manufacturing	706	8.598	1.042
Electricity, gas, steam and air conditioning supply	28	399	1.406
Water supply, sewerage, waste management and remediation activities	30	625	1.067
Construction	702	2.545	1.030
Wholesale and retail trade, repair of motor vehicles and motorcycles	852	3.152	1.013
Transportation and storage	227	1.402	1.103
Accommodation and food service activities	297	493	924
Information and communication	128	616	1.406
Financial and insurance activities	29	440	1.464
Real estate activities	43	53	879
Professional, scientific and technical activities	407	862	1.222
Administrative and support service activities	102	585	914

Activity	Number of Business Entities	Number of Persons Employed	Average Monthly Gross Earnings per Person in Paid Employment (EUR)
Public administration and defence, compulsory social security	101	2.330	1.400
Education	102	3.324	1.395
Human health and social work activities	149	2.906	1.694
Arts, entertainment and recreation	647	320	991
Other service activities	1.291	257	988

Source: Central Bureau of Statistics, data for 2022

Unemployed

	Rate
Unemployment Rate	14,50%

Source: Central Bureau of Statistics, data for 2022

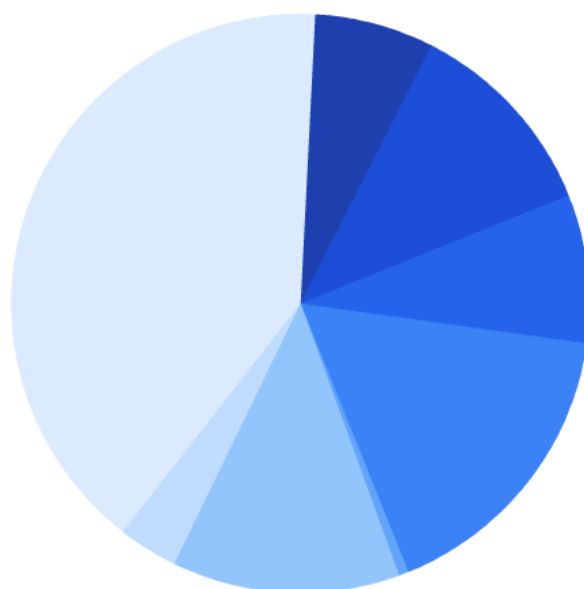
Unemployed by Activity

Activity	Number
Agriculture, forestry and fishing	176
Mining and quarrying	11
Manufacturing	913
Electricity, gas, steam and air conditioning supply	6
Water supply, sewerage, waste management and remediation activities	69
Construction	358
Wholesale and retail trade, repair of motor vehicles and motorcycles	549
Transportation and storage	125
Accommodation and food service activities	519
Information and communication	37

Activity	Number
Financial and insurance activities	34
Real estate activities	11
Professional, scientific and technical activities	137
Administrative and support service activities	214
Public administration and defence, compulsory social security	779
Education	166
Human health and social work activities	319
Arts, entertainment and recreation	35
Other service activities	435
Not classified	1.032
Total	5.925

Source: Croatian Employment Service, data for 2022

Registered unemployed by occupation



■ Scientists, engineers and experts: 434
■ Technicians and professional associates: 674
■ Administrative officers: 478
■ Service and trade occupations: 985
■ Farmers, foresters, fishermen, hunters: 31
■ Occupations in crafts and individual production: 754
■ Plant and machinery operators, industrial manufacturers and product assemblers: 194
■ Simple occupations: 2373

Support Institutions Contacts

Name	Contact	Website
The center for development of Brod - Posavina County	ctr@ctr.hr	https://ctr.hr/
Development Agency of Slavonski Brod	info@ra-sb.hr	https://ra-sb.hr/
Center of competences for advanced engineering	info@cekomng.hr	https://cekomng.hr/
Industrial park Nova Gradiška	info@ipng.hr	https://www.ipng.hr/
Technology incubator Nova Gradiška	info@ipng.hr	https://tin.ipng.hr/