

City of Zagreb

Zagreb is the capital of the Republic of Croatia and the largest urban area in the country with almost 800,000 inhabitants. The city is continuously growing and attracting new talent.

Zagreb has an advantage of being close to Western Europe business centres, to capitals of the New Europe and to the EU accession countries in Southern and Eastern Europe. Such central position is favourable for the location of company headquarters and shared service centres. High level of fluency in English, German and Italian, as well as the similarity of languages on the territory of Bosnia and Hercegovina, Montenegro and Serbia, make Zagreb an ideal location for business services aimed at covering large parts of Europe.

The leading role of Zagreb's economy is most pronounced in high value-added activities such as technical, scientific and administrative activities, financial and insurance activities and information and communication technologies. Good educational and research institutions, educated and productive workforce experienced in technology application make Zagreb a place where new companies come to set up their operations, while mature companies continue to grow and expand their business.

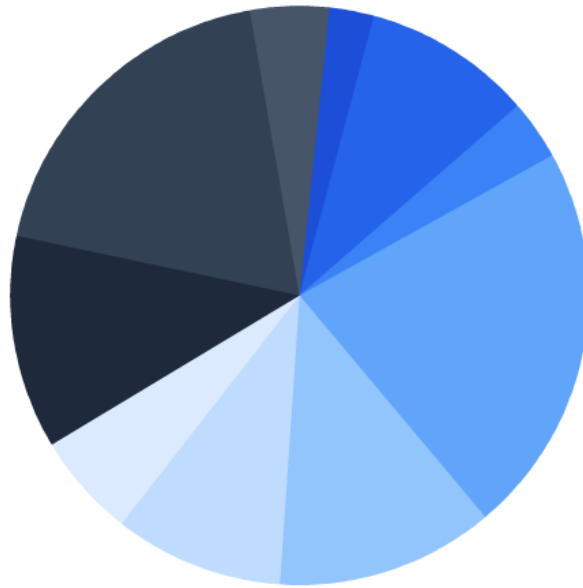
Main Indicators

GDP EUR	17.659.522.000
Population	767.131
Men	358.616
Women	408.515
Age 0-14	116.644
Age 15+	650.487
GDP Per Capita EUR	21.829,00
Area Size km ²	641

Source: Central Bureau of Statistics: GDP (2020), Population (2021), Area size (2021)

Gross Value Added by Activities

EUR



- Agriculture, forestry and fishing: 33696000
- Mining and quarrying and other industries: 585690000
- Manufacturing: 1377622000
- Construction: 473723000
- Wholesale and retail trade, transportation, storage, accommodation and food service activities: 3236773000
- Information and communication: 1767062000
- Financial and insurance activities: 1369854000
- Real estate activities: 828468000
- Professional, scientific, technical, administrative and support service activities: 1725100000
- Public administration and defence, education, human health and social work activities: 2749741000
- Other service activities: 619348000

Source: Central Bureau of Statistics, data for 2020

Infrastructure

Motorways km	48
Broadband Connections number and density	278.512 / 93%
Number of issued building permits	917

Source: Central Bureau of Statistics: Motorways (2021), Building permits (2022), Croatian Regulatory Agency for Network Industries: Broadband Connections (2022)

Investments

	Amount
Foreign Direct Investments million EUR	24.846

Source: Croatian National Bank, 1993 - 2022

Foreign Direct Investment by Activity

mil. EUR

Activity	Amount
Financial activities, except insurance and pension funding	7.190,30
Wholesale trade, except trade in motor vehicles and motorcycles	2.620,60
Retail trade, except trade in motor vehicles and motorcycles	2.208,60
Telecommunications	1.929,40
Real estate activities	1.822,80
Other	9.074,20

Source: Croatian National Bank, 1993 - 2022

Foreign Direct Investment by Country

mil. EUR

Country	Amount
Netherlands	5.388,10
Luxembourg	3.569,50
Austria	3.467,70
Italy	3.169,10
Hungary	1.958,30
Other	7.293,02

Source: Croatian National Bank, 1993 - 2022

Gross Investment in new Fixed Assets, by Location of Investment Constructions and Types of Assets

Asset type	Amount (EUR, 000)
Buildings, spaces and structures	603.109
Machinery and equipment with fittings	817.861
Transport equipment	595.710
Cultivated biological resources	670
Intellectual property products	387.487
Total	2.496.733

Source: Central Bureau of Statistics, data for 2022

Biggest Investors

Company	Activity	Website
INA d.d.	MANUFACTURING	http://www.ina.hr
Hrvatske ceste d.o.o.	CONSTRUCTION	http://www.hrvatske-ceste.hr
HT d.d.	INFORMATION AND COMMUNICATIONS	http://www.t.ht.hr
HŽ INFRASTRUKTURA d.o.o.	TRANSPORT AND STORAGE	http://www.hzinfra.hr
A1 Hrvatska d.o.o.	INFORMATION AND COMMUNICATIONS	http://www.a1.hr
HEP-Operator distribucijskog sustava d.o.o.	SUPPLY OF ELECTRICITY, GAS, STEAM AND AIR CONDITIONING	http://www.hep.hr
Hrvatske autoceste d.o.o.	CONSTRUCTION	http://www.hac.hr
HOPS d.d.	SUPPLY OF ELECTRICITY, GAS, STEAM AND AIR CONDITIONING	http://www.hops.hr
HEP-TOPLINARSTVO d.o.o.	SUPPLY OF ELECTRICITY, GAS, STEAM AND AIR CONDITIONING	http://www.hep.hr/toplinarstvo/
SPAR Hrvatska d.o.o.	WHOLESALE AND RETAIL TRADE;	http://www.spar.hr

Source: Financial Agency, data for 2022

Maximum Investment Incentives' Intensity according to the Investment Promotion Act

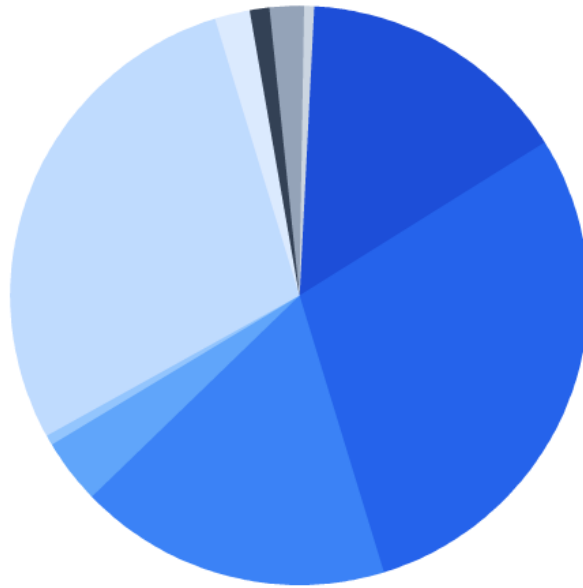
Large enterprises	Medium enterprises	Small and micro-enterprises
35%	45%	55%

Source: 2022-2027 Regional Aid Map for Croatia

International Trade

Export by Activity

000 EUR

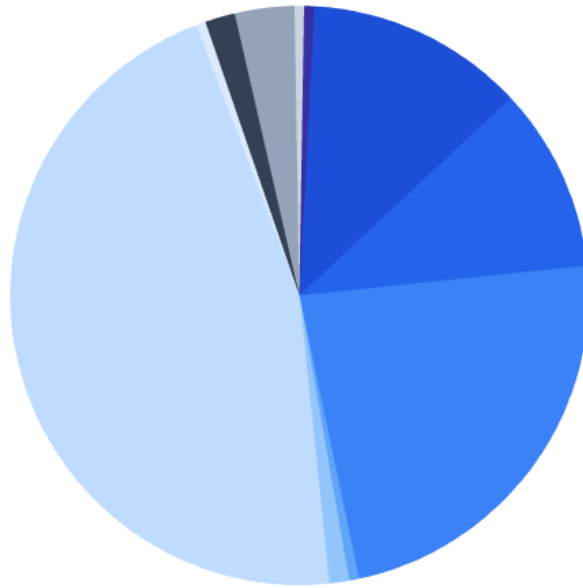


- Agriculture, forestry and fishing: 20696
- Mining and quarrying: 1265056
- Manufacturing: 2311980
- Electricity, gas, steam and air conditioning supply: 1377417
- Water supply, sewerage, waste management and remediation activities: 264609
- Construction: 22494
- Wholesale and retail trade, repair of motor vehicles and motorcycles: 2233334
- Transportation and storage: 140684
- Accommodation and food service activities: 4831
- Information and communication: 69273
- Financial and insurance activities: 1805
- Real estate activities: 5949
- Professional, scientific and technical activities: 151388
- Administrative and support service activities: 28315
- Public administration and defence, compulsory social security: 11467
- Education: 400
- Human health and social work activities: 1784
- Arts, entertainment and recreation: 6618
- Other service activities: 13099
- Not classified: 24

Source: Central Bureau of Statistics, data for 2022

Import by Activity

000 EUR

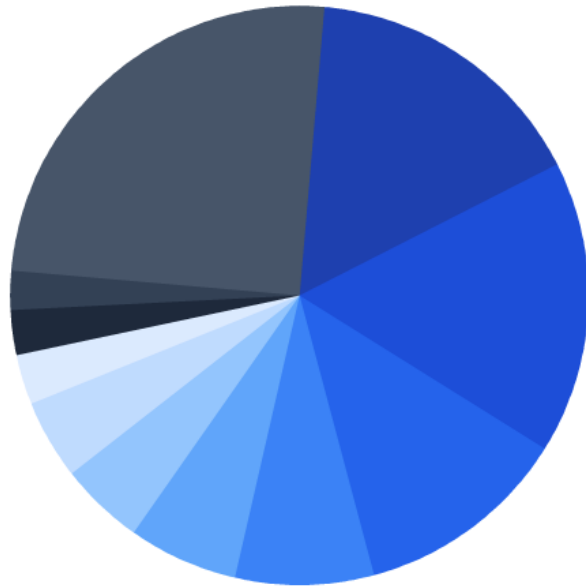


- Agriculture, forestry and fishing: 125988
- Mining and quarrying: 2884292
- Manufacturing: 2401366
- Electricity, gas, steam and air conditioning supply: 5409624
- Water supply, sewerage, waste management and remediation activities: 116864
- Construction: 201636
- Wholesale and retail trade, repair of motor vehicles and motorcycles: 10682157
- Transportation and storage: 125785
- Accommodation and food service activities: 29279
- Information and communication: 346924
- Financial and insurance activities: 27311
- Real estate activities: 54925
- Professional, scientific and technical activities: 732838
- Administrative and support service activities: 79238
- Public administration and defence, compulsory social security: 53
- Education: 4822
- Human health and social work activities: 121281
- Arts, entertainment and recreation: 25089
- Other service activities: 58176
- Not classified: 10

Source: Central Bureau of Statistics, data for 2022

Export by Country

000 EUR

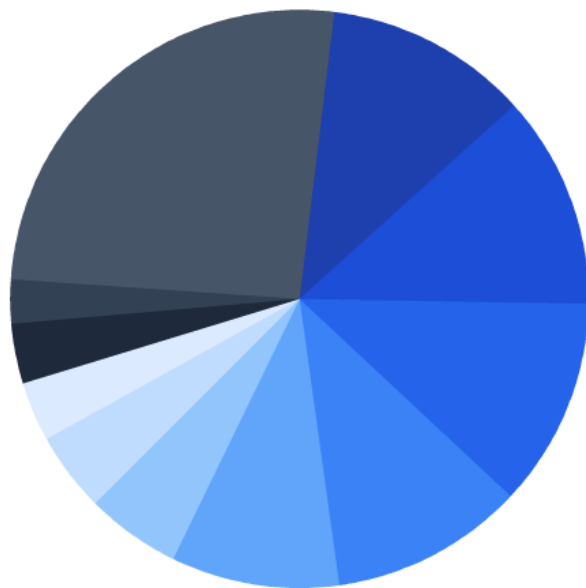


- Bosnia & Herzegovina: 1371563
- Slovenia: 1295325
- Hungary: 945487
- Germany: 607226
- Serbia: 464675
- Italy: 360151
- Austria: 332222
- Turkey: 219126
- United States: 194227
- Montenegro: 159297
- Other: 1981922

Source: Central Bureau of Statistics, data for 2022

Import by Country

000 EUR



- United States: 3113637
- Slovenia: 2735715
- Italy: 2731112
- Germany: 2493332
- Hungary: 2153504
- Azerbaijan: 1173000
- Austria: 1013740
- Poland: 737204
- Netherlands: 721333
- Serbia: 556500
- Other: 5998576

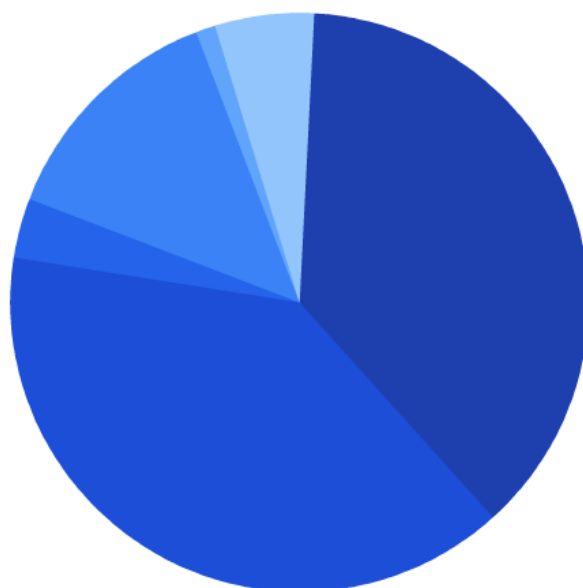
Source: Central Bureau of Statistics, data for 2022

Education

Education level	Number of pupils
Kindergartens and Other Legal Entities Implementing Preschool Education Programmes	38.558
Basic Schools, Beginning of School Year	61.552
Upper Secondary Schools, Beginning of School Year	35.611
Students Enrolled on Professional and University Study, According to Place of Permanent Residence	24.616

Source: Central Bureau of Statistics, data for 2022/2023

Number of High School Students Who Have Completed Their Education



- Grammar schools: 3422
- Technical and related schools: 3514
- Secondary art schools: 297
- Industrial and crafts schools: 1175
- Special secondary schools: 91
- Secondary schools for adults: 485

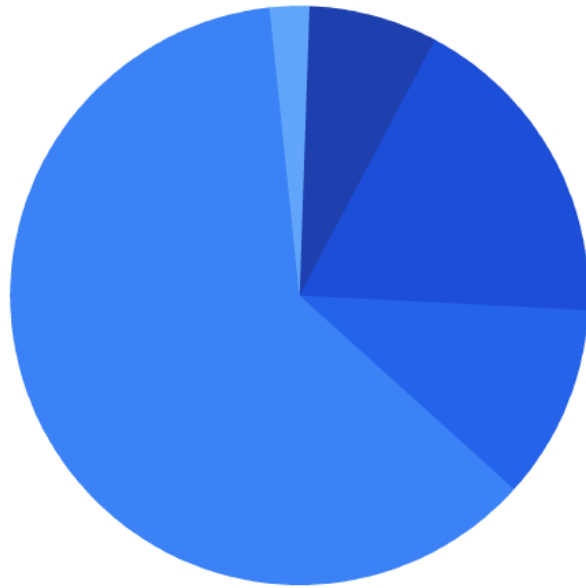
Source: Central Bureau of Statistics, data for 2020/2021

Number of Students and Institutions by Educational Sectors

Educational Sector	Number of Institutions	Number of Students
Electrical engineering and computing	10	3.809
Economics, trade and business administration	11	3.342
Health and social work	7	2.482
Mechanical engineering, shipbuilding and metallurgy	9	2.251
Tourism and catering	6	1.516
Agriculture, food and veterinary	4	1.273
Personal, security and other services	6	1.269
Transport and logistics	4	1.245
Construction and geodesy	4	1.050
Graphic technology and audio-visual design	4	609
Forestry and wood processing	1	523
Textiles and leather	3	381
Geology, mining, petroleum and chemical technology	1	265

Source: Ministry of Science and Education, data for 2022/2023

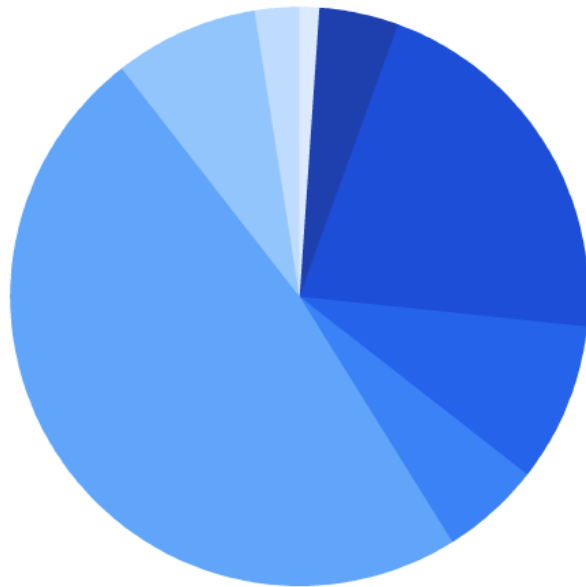
Students Who Graduated From University Study or Completed Professional Studys



- Schools of professional higher education: 548
- Polytechnics: 1293
- Faculties - Professional Study: 775
- Faculties - University study: 4422
- Art academies: 149

Source: Central Bureau of Statistics, data for 2021

Students Enrolled at Institutions of Higher Education, by Scientific and Artistic Fields of Study



■	Natural sciences: 3480
■	Engineering: 13837
■	Biomedicine and health: 5709
■	Biotechnical sciences: 3606
■	Social sciences: 31793
■	Humanities: 5304
■	Artistic field: 1603
■	Interdisciplinary fields of science: 551

Source: Central Bureau of Statistics, data for 2021/2022

Institutions of Higher Education and Graduated Students

Name	Students who graduated from or completed university or professional study
University College for Applied Computer Engineering, Zagreb	126
Zagreb School of Economics and Management, Zagreb	195
RRiF School of Professional Higher Education for Financial Management, Zagreb	23
College of Information Technology, Zagreb	56
Effectus, School of Professional Higher Education in Finances and Law, Zagreb	134
Edward Bernays College of Communication Management, Zagreb	72
European Business School, Zagreb	51
Police Academy, Zagreb	170
Technical Polytechnic in Zagreb	754
University of Applied Health Studies in Zagreb	1.046
Vern University in Zagreb	397
Zagreb School of Business	113
Faculty of Forestry, Zagreb	170
Faculty of Economics and Business, Zagreb	1.055
Faculty of Law, Zagreb	699
Faculty of Kinesiology, Zagreb	292

Name	Students who graduated from or completed university or professional study
Libertas International University, Zagreb	389
Catholic Theological Faculty, Zagreb - Institute for Theological Culture	85
Faculty of Science, Zagreb	927
Faculty of Architecture, Zagreb	256
Faculty of Civil Engineering, Zagreb	274
Faculty of Geodesy, Zagreb	150
Faculty of Graphic Arts, Zagreb	160
Faculty of Mechanical Engineering and Naval Architecture, Zagreb	461
Faculty of Electrical Engineering and Computing, Zagreb	1.098
Faculty of Transport and Traffic Engineering, Zagreb	293
Faculty of Mining, Geology and Petroleum Engineering, Zagreb	161
Faculty of Chemical Engineering and Technology, Zagreb	290
Faculty of Textile Technology, Zagreb	149
University of Zagreb	136
Faculty of Medicine, Zagreb	316
Faculty of Dental Medicine, Zagreb	98
Faculty of Pharmacy and Biochemistry, Zagreb	138
Faculty of Veterinary Medicine, Zagreb	113
Faculty of Food Technology and Biotechnology, Zagreb	277
Faculty of Agriculture, Zagreb	558
Faculty of Political Sciences, Zagreb	373

Name	Students who graduated from or completed university or professional study
Faculty of Teacher Education, Zagreb	674
Faculty of Education and Rehabilitation Sciences, Zagreb	291
Faculty of Humanities and Social Sciences, Zagreb	1.310
Croatian Catholic University, Zagreb	261
University Center fo Protestant Theology Mathias Flacius Ilyricus, Zagreb	5
Faculty of Philosophy and Religious Studies, Zagreb	50
Institute of Philosophy of the Society of Jesus, Zagreb	8
Academy of Music, Zagreb	118
Academy of Fine Arts, Zagreb	125
Academy of Dramatic Arts, Zagreb	83
University College of International Relations and Diplomacy Dag Hammarskjöld, Zagreb	18
University of Zagreb, Faculty of Croatian Studies	333

Source: Central Bureau of Statistics, data for 2021

Business Indicators of Enterprises

Activity	Number of Business Entities	Number of Persons Employed	Average Monthly Gross Earnings per Person in Paid Employment (EUR)
Agriculture, forestry and fishing	722	1.036	1.418
Mining and quarrying	55	297	2.299
Manufacturing	6.601	37.073	1.730

Activity	Number of Business Entities	Number of Persons Employed	Average Monthly Gross Earnings per Person in Paid Employment (EUR)
Electricity, gas, steam and air conditioning supply	574	3.830	2.059
Water supply, sewerage, waste management and remediation activities	307	4.285	1.443
Construction	9.190	21.716	1.215
Wholesale and retail trade, repair of motor vehicles and motorcycles	21.930	61.426	1.566
Transportation and storage	3.843	15.822	1.520
Accommodation and food service activities	7.232	13.289	1.028
Information and communication	6.555	29.668	2.274
Financial and insurance activities	1.103	18.988	2.433
Real estate activities	3.529	3.072	1.515
Professional, scientific and technical activities	15.635	26.331	1.805
Administrative and support service activities	4.230	21.232	1.199
Public administration and defence, compulsory social security	204	35.005	1.892
Education	1.374	31.930	1.625
Human health and social work activities	1.582	32.067	1.925
Arts, entertainment and recreation	5.424	8.268	1.497
Other service activities	14.494	5.787	1.253

Source: Central Bureau of Statistics, data for 2022

Unemployed

	Rate
Unemployment Rate	3,10%

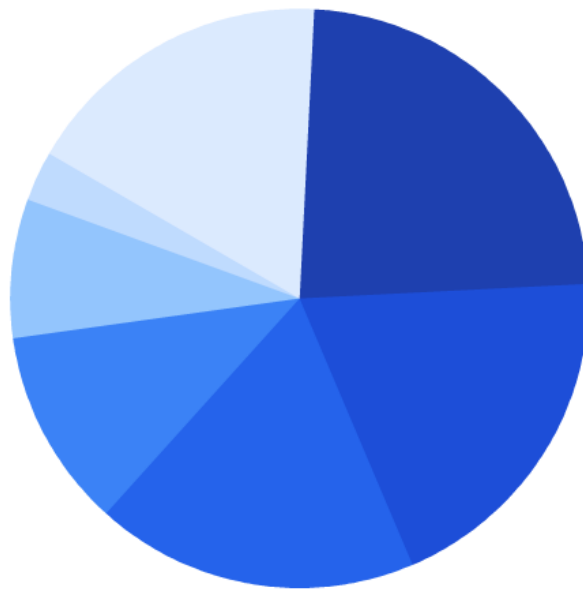
Source: Central Bureau of Statistics, data for 2022

Unemployed by Activity

Activity	Number
Agriculture, forestry and fishing	93
Mining and quarrying	23
Manufacturing	1.400
Electricity, gas, steam and air conditioning supply	22
Water supply, sewerage, waste management and remediation activities	89
Construction	847
Wholesale and retail trade, repair of motor vehicles and motorcycles	2.237
Transportation and storage	497
Accommodation and food service activities	1.043
Information and communication	536
Financial and insurance activities	310
Real estate activities	131
Professional, scientific and technical activities	877
Administrative and support service activities	917
Public administration and defence, compulsory social security	202
Education	571
Human health and social work activities	474
Arts, entertainment and recreation	263
Other service activities	769
Not classified	2.156
Total	13.457

Source: Croatian Employment Service, data for 2022

Registered unemployed by occupation



- Scientists, engineers and experts: 3234
- Technicians and professional associates: 2590
- Administrative officers: 2416
- Service and trade occupations: 1471
- Farmers, foresters, fishermen, hunters: 31
- Occupations in crafts and individual production: 1018
- Plant and machinery operators, industrial manufacturers and product assemblers: 368
- Simple occupations: 2325

Source: Croatian Employment Service, data for 2022

Support Institutions Contacts

Name	Contact	Website
------	---------	---------